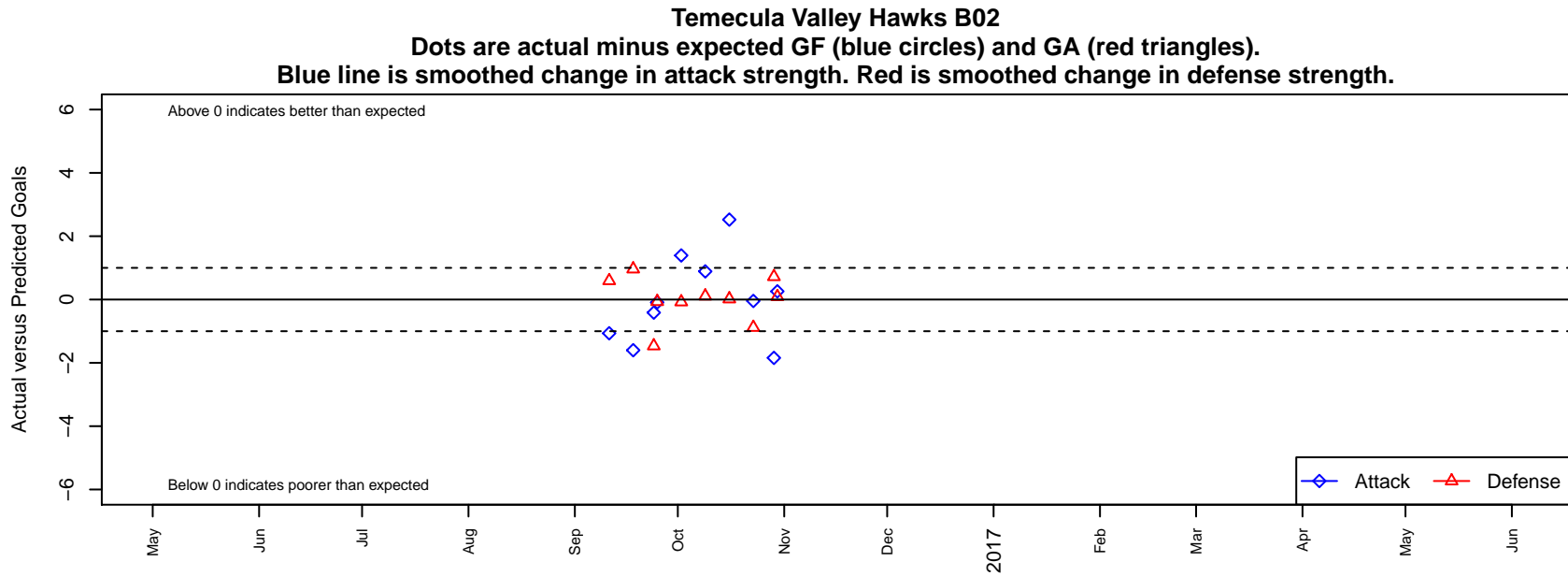


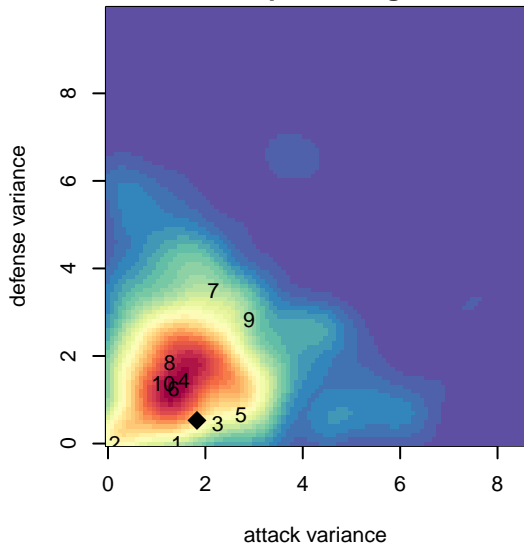
Temecula Valley Hawks B02

, CAS
B02 total strength=1770
attack=30.97 defense=26.93
fall league = SCDL FI1 U15

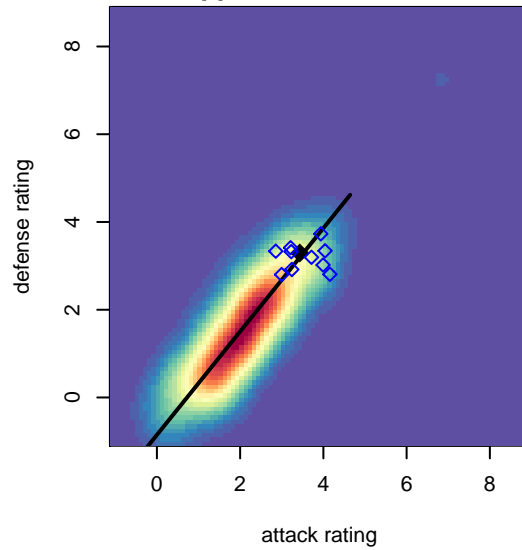
alt names used: Temecula Valley Hawks SC Boys 2002 Acader
Venues played: 2016 SCDL FI1 U15



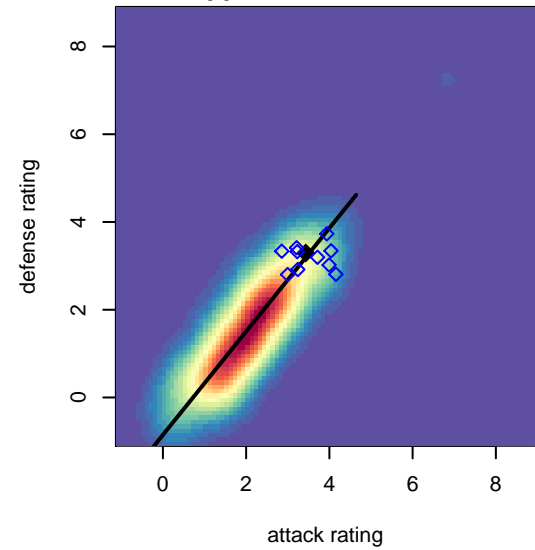
**attack and defense variance (black dot)
relative to other teams
and top 10 in region**



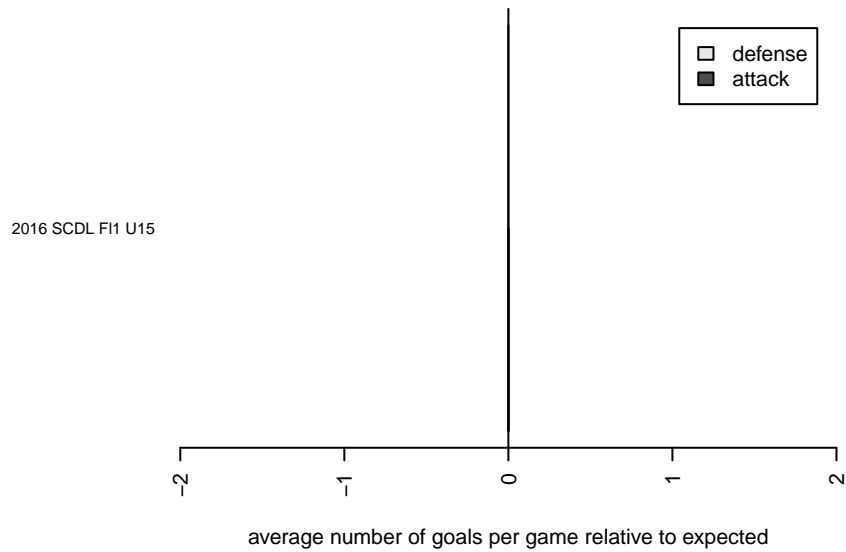
**attack and defense rating
relative to others at age
and all opponents in last 13 months**



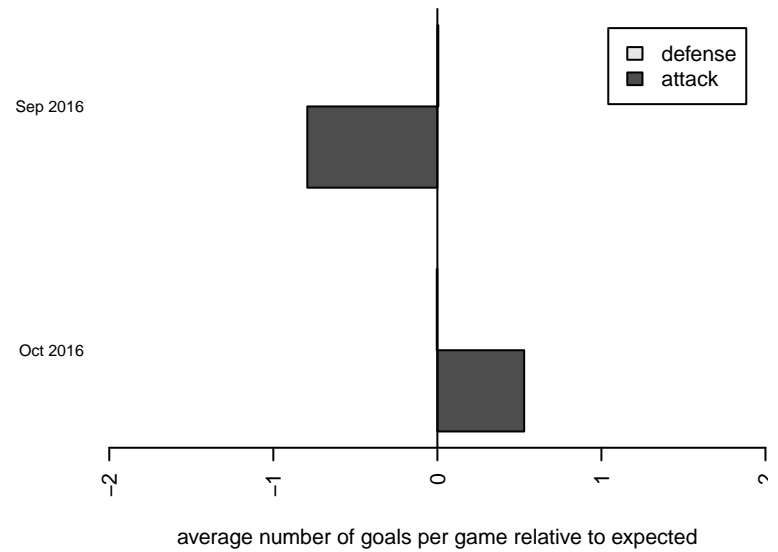
**attack and defense rating
relative to others at age
and all opponents in last 13 months**



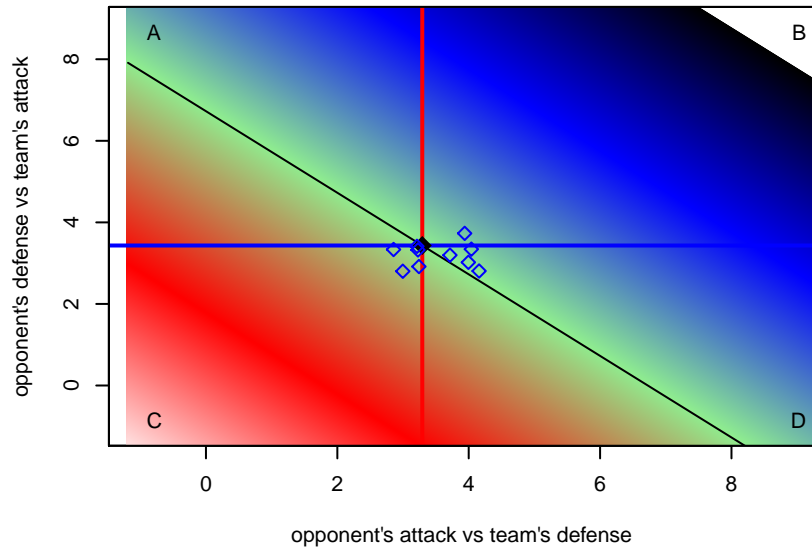
Performance relative to 13 month average



Performance relative to 13 month average



Distribution of opponents
 Red = Lose zone, Blue = Win zone, Green = Even
 Black line separates win/lose zones



lot. A=Neither has attack advantage, B=Opponent has both attack and defense advantage, C=Opponent has both attack and defense disadvantage, D=Both have

date	home		away		venue	pred.home	pred.away
2016-10-30	Temecula Valley Hawks B02	1	West Coast FC B02	2	2016 SCDL F11 U15	0.74	2.09
2016-10-29	Strikers FC North B02	0	Temecula Valley Hawks B02	0	2016 SCDL F11 U15	0.72	1.84
2016-10-23	Pateadores IER B02	3	Temecula Valley Hawks B02	1	2016 SCDL F11 U15	2.12	1.05
2016-10-16	CDA Slammers Vargas B02	2	Temecula Valley Hawks B02	4	2016 SCDL F11 U15	2.02	1.48
2016-10-09	Temecula Valley Hawks B02	2	LA Galaxy South Bay Elite B02	1	2016 SCDL F11 U15	1.11	1.11
2016-10-02	Temecula Valley Hawks B02	3	Strikers FC SB Black B02	1	2016 SCDL F11 U15	1.61	0.92
2016-09-25	LA Galaxy South Bay Gold B02	1	Temecula Valley Hawks B02	1	2016 SCDL F11 U15	0.93	1.09
2016-09-24	Temecula Valley Hawks B02	1	Strikers FC South Coast B02	3	2016 SCDL F11 U15	1.41	1.53
2016-09-18	Beach FC South Bay Black B02	1	Temecula Valley Hawks B02	0	2016 SCDL F11 U15	1.96	1.60
2016-09-11	Temecula Valley Hawks B02	0	Real So Cal White B02	0	2016 SCDL F11 U15	1.07	0.59